


# EXERCISE

Fill in the blanks with the correct form of the verb to be: am / is / are


0. You \_\_\_\_\_ my best friend.



1. I \_\_\_\_\_ at the mall.



2. It \_\_\_\_\_ a beautiful day today.



3. They \_\_\_\_\_ at the supermarket.



4. We \_\_\_\_\_ very happy to see you.



5. Jessica \_\_\_\_\_ an excellent boss.



6. It \_\_\_\_\_ a red car.




7. They \_\_\_\_\_ my favorite books.



8. You and I \_\_\_\_\_ in the same class.



9. He \_\_\_\_\_ from Spain.



10. It \_\_\_\_\_ very cute.




# EXERCISE

Write each sentence using the correct subject pronoun and the verb to be.

0. The girl / my friend



1. The cat / on the bed



2. John and I / at the park




3. My friends / good at soccer



4. The weather / nice today



5. Jane / a teacher




6. The computer / on the table




7. You and Sarah / students




8. Peter / my brother



9. My parents / from Mexico



10. The dog / very friendly.





# PRINCIPIANTES PLUS+

Recursos exclusivos que llevarán tu inglés más allá de lo básico.

[INSCRÍBETE AQUÍ](#)



# CURSO DE PRONUNCIACIÓN



[INSCRÍBETE AQUÍ](#)



# Curso de Inglés DESDE CERO

[LISTA DE REPRODUCCIÓN](#)



## DERECHOS DE USO:

Queda prohibido vender o hacer uso comercial de cualquier parte del material y videos encontrados en el canal de YouTube y sitio web de: Inglés Paso a Paso con Lucie / Cursos de Inglés ATS. No se puede alterar ninguna parte de este material para venderlo, editarlo, cargarlo a redes sociales, o hacer cualquier otro uso que no esté autorizado por escrito.

## GRAPHIC CREDITS

